



# How to make an Ita mobile:

Things you will need:


- An adult
- Scissors
- Needle
- Thread




**KO**  
KNIGHTS OF




1. Using the scissors, cut out the pieces (follow the grey lines)




2. Thread the needle then poke it through the bottom piece and tie a secure knot



3. Poke the needle through the next piece (put the needle in back to front)



4. Repeat step 3 through the same hole to make a loop and pull the thread tight



5. Repeat steps 3 and 4 until you reach the top!



